THIS DRAWING IS UNPUBLISHED. RELEASED FOR PUBLICATION 2003
© COPYRIGHT 2003 Tyco Electronics AMP GmbH ALL RIGHTS RESERVED.

LOC	DIST
A1	-

REVISIONS

P	LTR	DESCRIPTION	DATE	DWN	APVD
	B22	PN 1418406-1 added	rev_date_3	MAH.	BECK
	B23	OBSOLETE PARTS AND UPDATED NOTE 13	19NOV2019	FRAN	BECK
	B24	SEE E-22-161823	20DEC2022	SH	JS
	B25	SEE PCN-24-223721	14OCT2024	SCK	JS

TYPE A

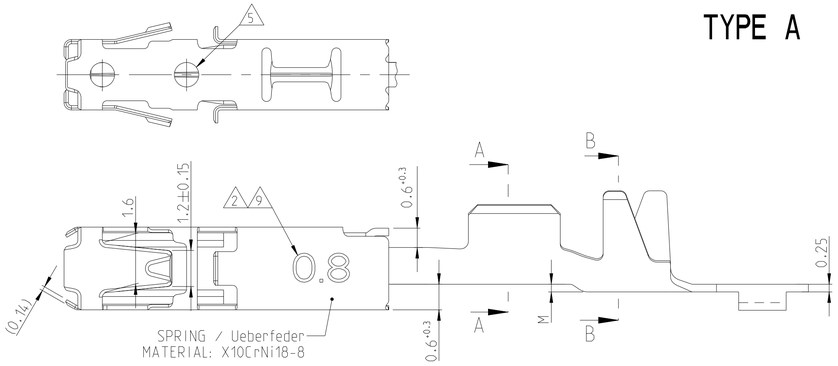

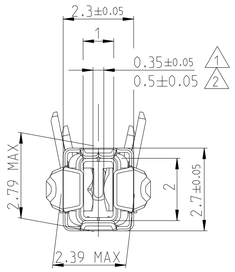

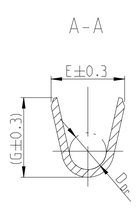

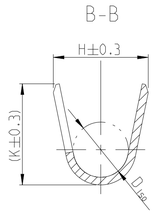

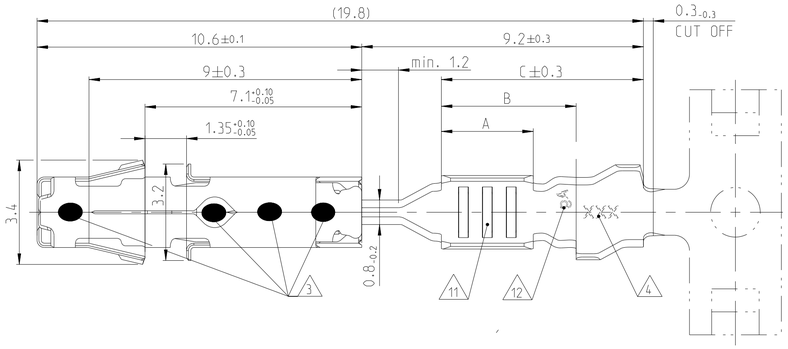

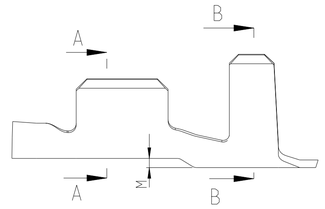

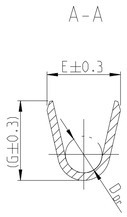

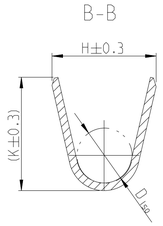

TYPE B

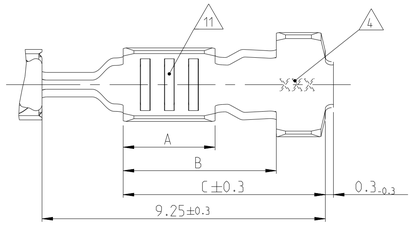

SINGLE WIRE SEALING SYSTEM 7

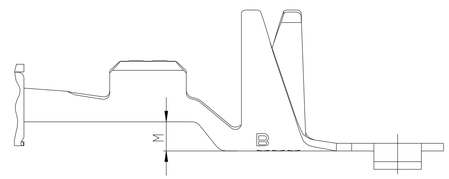

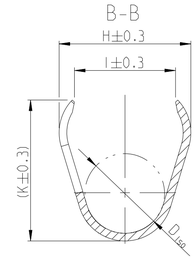

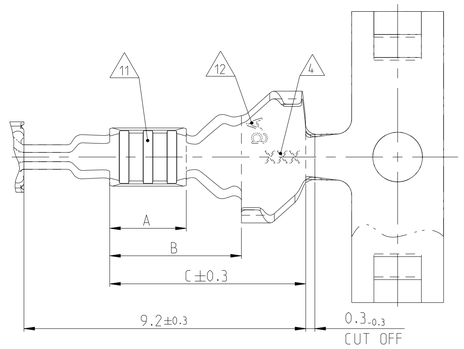

STATUS / Status	ORDER NO. Bestell-Nr. / Strip Bandware	REV.	TO BE USED ON TAB / Geeignet fuer Flachstecker	WIRE RANGE / Drahtgroessen-bereich (mm²)	INSULATION DIA / Isolations Ø (mm)	MATERIAL / Werkstoff	PLATING / Ueberzug	LENGTH / Laenge	WIRE CRIMP / Drahtcrimp	INSUL. CRIMP / Isol.-Crimp	FORM OF ISO-CRIMP / Form des ISO-Crimp
Active	1718558-1	B	2			CuNiSi	TINPLATED vorverzinnt	A = 3.0 B = 4.5 C = 6.6	E = 2.7 G = (2.9) D_{Dr} = 1.4	H = 4.5 I = 3.6 K = (4.9) D_{Iso} = 2.9 M = 0.9	SINGLE WIRE SEALING SYSTEM Einzeldichtungssystem 7
Active	1418884-3	B	1	>1.0...1.5 8	1.9...2.4	CuNiSi	PRESILVER vorversilbert				
Active	1418884-1	B				CuNiSi	TINPLATED vorverzinnt				
Active	1534162-1	B	2	0.5...1.0	1.4...2.1	CuNiSi	TINPLATED vorverzinnt	A = 3.0 B = 4.7 C = 6.8	E = 2.4 G = (2.6) D_{Dr} = 1.2	H = 4.3 I = 3.3 K = (4.8) D_{Iso} = 2.7 M = 0.9	
Active	1-1241380-2	B	1			CuNiSi	10				
Active	1241380-3	B				CuNiSi	PRESILVER vorversilbert				
Active	1241380-2	B				CuNiSi	5				
Active	1241380-1	B				CuNiSi	TINPLATED vorverzinnt				
Active	1564324-3	B	1	0.22...0.35 B25	1.1...1.4	CuNiSi	PRESILVER vorversilbert	A = 2.5 B = 4.3 C = 6.3	E = 1.9 G = (2.0) D_{Dr} = 0.75	H = 4.3 I = 3.3 K = (4.8) D_{Iso} = 2.6 M = 0.9	
Active	1564324-2	B				CuNiSi	5				
Active	1564324-1	B				CuNiSi	TINPLATED vorverzinnt				
Active	1534160-1	B	2			CuNiSi	TINPLATED vorverzinnt		E = 1.8 G = (1.7) D_{Dr}=0.75		
Obsolete	~~1241378-3~~ 13	B	1			CuNiSi	PRESILVER vorversilbert				
Obsolete	~~1241378-2~~ 13	B				CuNiSi	5				
Obsolete	~~1241378-1~~ 13	B				CuNiSi	TINPLATED vorverzinnt				
Active	1241376-3	A	1	0.5...1.0 6	MAX. 2 x 1.6 6	CuNiSi	PRESILVER vorversilbert	A = 3.0 B = 5.0 C = 6.6	E = 2.4 G = (2.6) D_{Dr}=1.2	H = 3.4 K = (3.7) D_{Iso} = 1.8 M = 0.3	TYPE B
Obsolete	~~1241376-2~~	B				CuNiSi	5				
Active	1241376-1	B				CuNiSi	TINPLATED vorverzinnt				
Active	1418410-1	B	2	1.5 8	2.2...2.4	CuNiSi	TINPLATED vorverzinnt	A = 3.2 B = 4.4 C = 6.6	E = 2.7 G =(2.9) D_{Dr}=1.4	H = 3.9 K = (3.9) D_{Iso} = 1.9 M = 0.2	TYPE A
Active	1534334-3	A	1			CuNiSi	PRESILVER vorversilbert				
Active	1534334-1	B				CuNiSi	TINPLATED vorverzinnt				
Active	1418408-1	B	2	0.5...1.0	1.4...2.1	CuNiSi	TINPLATED vorverzinnt	A = 3.0 B = 4.4 C = 6.6	E = 2.4 G = (2.6) D_{Dr}=1.2	H = 3.1 K = (3.3) D_{Iso} = 1.8 M = 0.2	
Active	1241374-3	B	1			CuNiSi	PRESILVER vorversilbert				
Active	1241374-2	B				CuNiSi	5				
Active	1241374-1	B				CuNiSi	TINPLATED vorverzinnt				
Active	1564980-3	A	1	0.22...0.35 B25	0.95...1.4 B25	CuNiSi	PRESILVER vorversilbert	A = 2.5 B = 3.7 C = 5.7	E = 1.9 G = (2.0) D_{Dr}=0.75	H = 2.3 K = (2.3) D_{Iso} = 1.1 M = 0	
Active	1564980-2	B				CuNiSi	5				
Active	1564980-1	B				CuNiSi	TINPLATED vorverzinnt				
Active	1418406-1	C	2		1.1...1.4	CuNiSi	TINPLATED vorverzinnt		E = 1.8 G =(1.7) D_{Dr}=0.75		
Obsolete	~~1241372-2~~ 13	B	1			CuNiSi	5				
Obsolete	~~1241372-1~~ 13	B				CuNiSi	TINPLATED vorverzinnt				

CRIMP DIMENSIONS (mm) / Crimpabmessungen

Bemerkungen
NOTES

1. Geeignet fuer Flachstecker $1.5^{+0.2}_{-0.1} \times 0.6^{+0.07}_{-0.03}$
   TO BE USED ON TAB
2. Geeignet fuer Flachstecker $1.5^{+0.2}_{-0.1} \times 0.8 \pm 0.03$
   TO BE USED ON TAB
3. Laserschweissung
   LASERWELDED
4. Kennung fuer Werkzeug und Revisionsstand
   DIE-IDENTIFICATION AND REVISION STATUS
5. Min. 0.8µm Goldueberzug im Kontaktbereich ueber min. 1.3µm Nickelueberzug;
   min. 1µm Zinnueberzug im Crimpbereich.
   Zur Kennzeichnung siehe Loch an der Ueberfeder
   MIN. 0.8µm GOLDPLATE IN CONTACT AREA OVER MIN. 1.3µm NICKELPLATE;
   MIN. 1µm TINPLATE IN CRIMP AREA.
   AS INDEX SEE HOLE AT SPRING
6. Fuer Doppel- und Einzelcrimp
   FOR DOUBLE AND SINGLE CRIMP
7. Auswahl der Einzeldichtung entsprechend dem Isolationsdurchmesser nach Verarbeitungsspezifikation 114-18386
   SINGLE WIRE SEAL TO BE SELECTED ACCORDING TO INSULATION-DIA ACCORDING TO APPLICATION SPECIFICATION 114-18386
8. Zulaessige Strombelastbarkeit siehe Drahtgroesse 1 mm²
   CURRENT CARRYING CAPABILITY SEE WIRE CROSS SECTION
9. Kennzeichnung fuer besonderes Oeffnungsmass und Tab-Abmessung 0.8mm.
   SIGNED FOR SPECIAL GAPSIZE AND TABDIMENSION 0.8mm.
10. 1.27µm Goldueberzug im Kontaktbereich ueber min. 1.3µm Nickelueberzug;
    min. 1µm Zinnueberzug im Crimpbereich.
    Zur Kennzeichnung siehe Loch an der Ueberfeder
11. Unterschiedliche Ausfuehrung und Anzahl der Rillen moeglich
    DIFFERENT FORM AND NUMBER OF THE SERRATION POSSIBLE
12. Kennzeichnung mit "Ag" bei Silberueberzug im Kontaktbereich
    MARKING WITH "Ag" FOR SILVERPLATING IN CONTACT AREA
13. 1241372-X wird ersetzt durch 1564980-X
    1241378-X wird ersetzt durch 1564324-X
    1241372-X SUPERSEDED BY PN 1564980-X
    1241378-X SUPERSEDED BY PN 1564324-X
14. Einzelheiten der Ausfuehrung bleiben dem Hersteller ueberlassen
    DETAILS OF DESIGN ARE LEFT TO MANUFACTURER

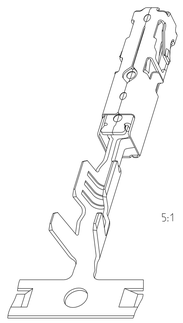

5:1

THIS DRAWING IS A CONTROLLED DOCUMENT.

DIMENSIONS: mm

TOLERANCES UNLESS OTHERWISE SPECIFIED: 1 PLC ±0.2; 2 PLC ±; 3 PLC ±; 4 PLC ±; ANGLES ±1°

MATERIAL: SEE TABLE siehe Tabelle

FINISH: SEE TABLE siehe Tabelle

DWN	R. Liebing	27AUG2004
CHK	A. Mairoser	30JAN2012
APVD	M. Bleicher	30JAN2012
PRODUCT SPEC	108-18716	
APPLICATION SPEC	114-18386	
WEIGHT	-	

TE Connectivity

NAME: AMP MCP 1.5K PRODUCT GROUP DRAWING

SIZE	CAGE CODE	DRAWING NO	RESTRICTED TO
A1	00779	C-1241436	-

CUSTOMER DRAWING | SCALE 5:1 | SHEET 1 OF 1 | REV B25

4805 (3/11)